


ADM-BENSON QUINN HEBRON RECEIVING INSTRUCTIONS



Approach facility from the South driveway on Morton County Road 89

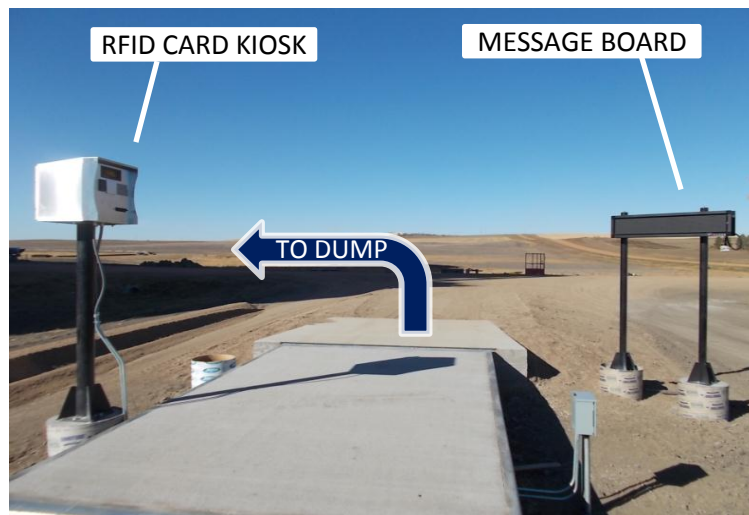
Stop at RFID card kiosk located south of the probe and office. RFID cards will be available at the kiosk.

On the initial load hauled in you will need to give account and commodity information to the office through the intercom. After confirming load details with office personelle slowly pass the RFID card within two inches of the black scanner one time. Account information will display on the screen along with instructions to untarp and proceed to probe. On subsequent loads, account information & commodity will be stored on that particular card and it will not be necessary to confirm load details with the office. If you need to apply the grain to a different account than what is shown on the screen, or are hauling a different commodity, please contact the office with the phone at the kiosk or personal phone to change the load details.



Proceed forward to the probe where you will be stopped via traffic light, and a sample will be pulled from your truck. When the light turns green, you may proceed to the scale. Trucks with trailer & pup should be prepared to stop AGAIN when indicated by the traffic signal to allow us to sample the pup before proceeding to the scale.


ADM-BENSON QUINN HEBRON RECEIVING INSTRUCTIONS



After being released from the probe, pull ahead onto the scale and stop at the RFID card kiosk to scan your RFID card. After the scale settles (as indicated on the message board) slowly pass the RFID card by & within 2 inches of the scanner one time. Once your weight is captured, the Hauler ID, Account Information, & Commodity will be displayed on the large message board, along with the message "WEIGHT CAPTURED PLEASE PROCEED TO PIT."



Proceed from the scale to the dump house. You will be directed to either pit #1 or pit #2.



After unloading, you will again proceed to the scale and scan your card once more at the RFID card kiosk. After scanning your card, the large message board will display "THANK YOU PLEASE TAKE TICKET." The ticket will print at the bottom of the RFID card kiosk. Drivers should review all ticket information before exiting the facility.